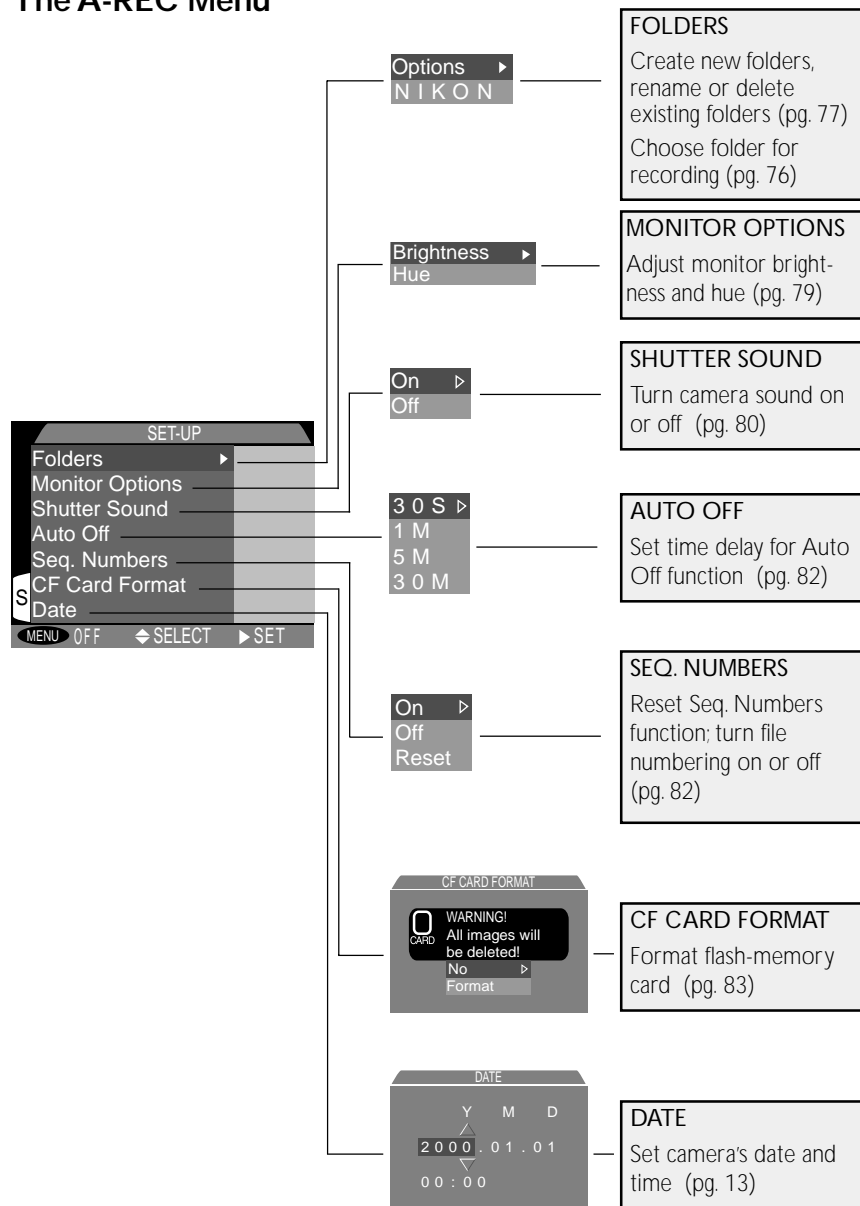


## Menu Guide for the **COOLPIX 990** DIGITAL CAMERA

This *Menu Guide* provides an overview of the camera's menus. Keep it in a convenient place for quick reference while using your camera. Page numbers shown refer to the printed version of *The Nikon Guide to Digital Photography*.

En

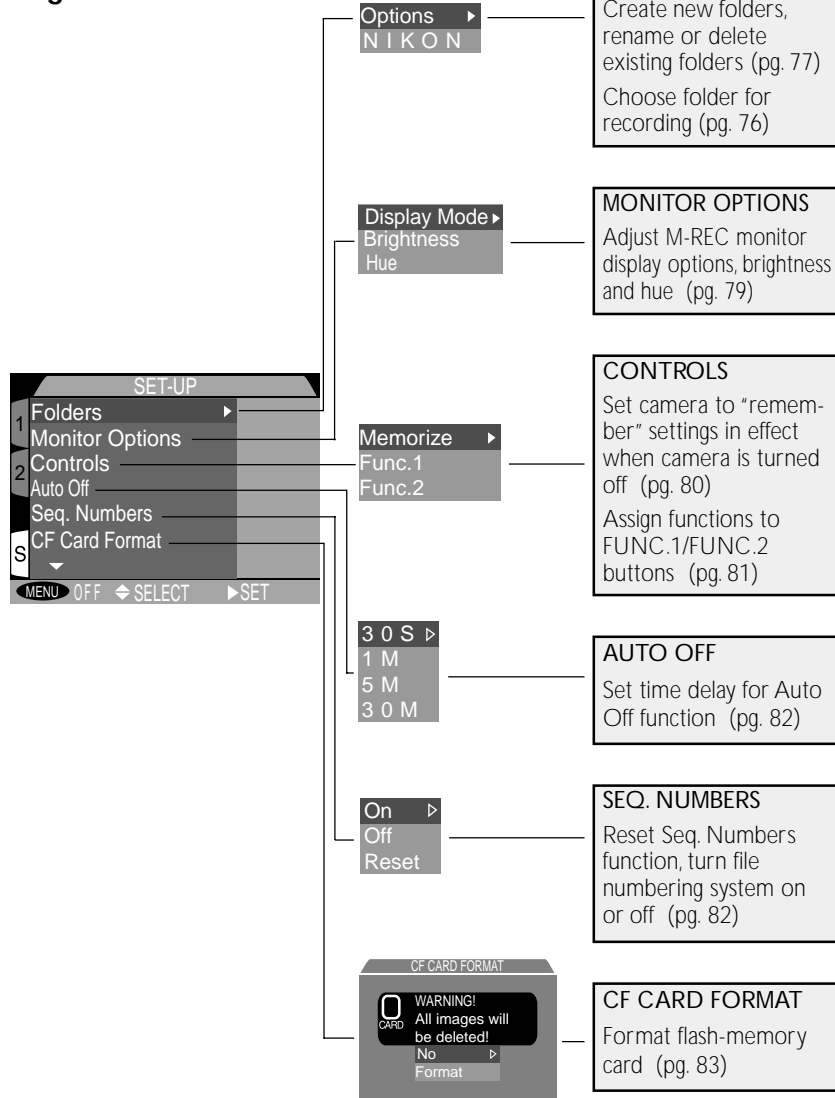
### The A-REC Menu





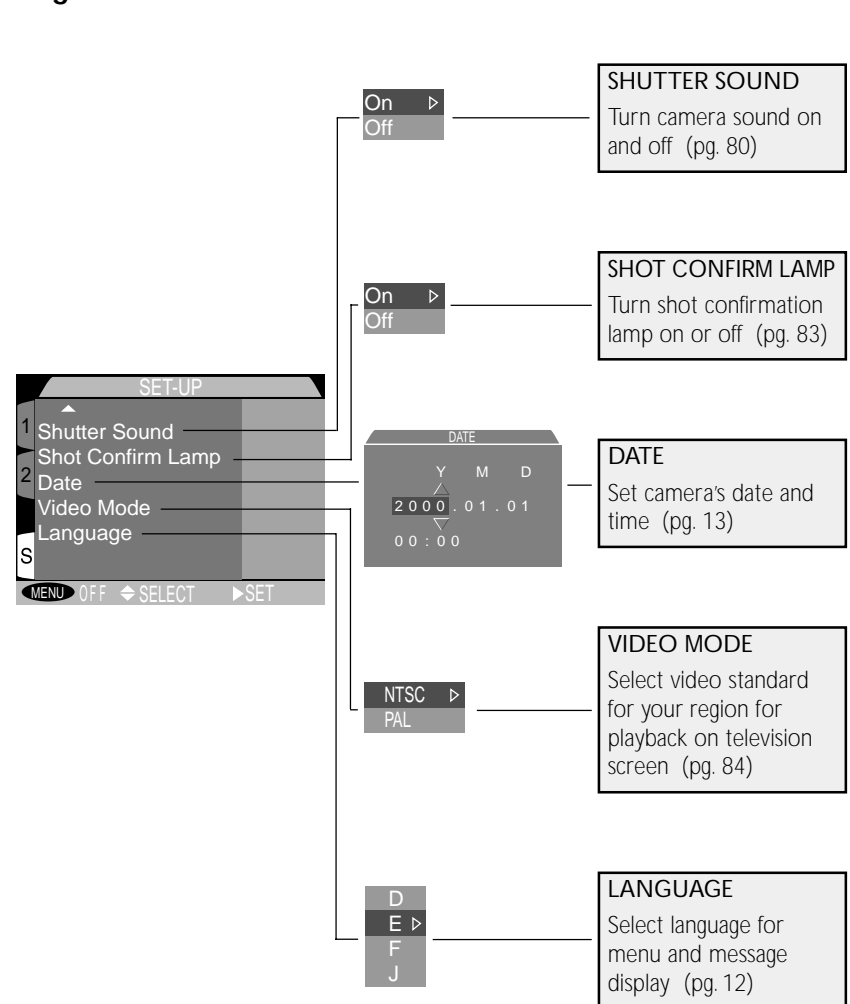
# The M-REC Set-up Menu

## Page 1

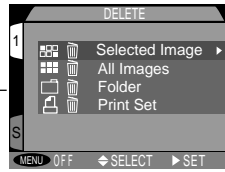



# The M-REC Set-up Menu

## Page 2



## The Playback Menu



**DELETE**  
Delete selected images using thumbnail display (pg. 67)  
Delete folder or all images in folder selected by name (pg. 68)

**FOLDERS**  
Create new folders, rename or delete existing folders (pg. 77)  
Choose folder for playback (pg. 69)

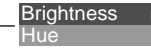
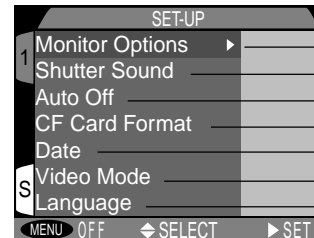
**SLIDE SHOW**  
Start slide show of images contained in single folder (pg. 69)  
Set frame interval from 2s/3s/5s/10s (pg. 70)

**PROTECT**  
Protect selected images using thumbnail display (pg. 71)

**HIDE IMAGE**  
Hide selected images using thumbnail display (pg. 72)

**PRINT SET**  
Select images for printing using thumbnail display (pg. 73)

## The Playback Set-up Menu



**MONITOR OPTIONS**  
Adjust brightness and hue (pg. 79)



**SHUTTER SOUND**  
Turn camera sound on or off (pg. 80)



**AUTO OFF**  
Set time delay for Auto Off function (pg. 82)



**CF CARD FORMAT**  
Format flash-memory card (pg. 83)



**DATE**  
Set camera's date and time (pg. 13)



**VIDEO MODE**  
Select the video standard for your region for playback on television screen (pg. 84)



**LANGUAGE**  
Select a language for menu and message display (pg. 12)